



EXTENDO-MAX 100.V™

RIDG-U-RAK, INC. • NORTH EAST, PA 16428 • 814-725-8751 • FAX: 814-725-5659

Roll-out Shelves

Extend 100% for easy access.
"V" roller ensures smooth operation.

Roll-out Shelf Capacity

3,000 lbs. per shelf based on evenly distributed loading.

Standard Shelf Sizes

36" W x 36" D, 36" W x 48" D,
48" W x 36" D, 48" W x 48" D
(Other sizes available)

Adjustability

Shelves vertically adjustable on 2" centers.

Rack Height

Six standard heights available from 60¼" to 120¼".

Add-on Sections

Starter units easily accept add-on units for future expansions.

Options

Available options include sides, backs, doors, individual shelf locks, and multiple shelf lock.

Color



Standard color is powder coat light gray.

Installation

Units must be securely anchored to the floor and level.

Call the factory **today** for a free consultation.

Toll Free **866-479-7225**



The "V" roller shelf guide mechanism improves drawer operation for retrieving heavy loads.

Ideal Applications

- Aircraft and automotive industry
- Plastics industry
- Tool and die storage
- Steel mills and fabrication
- Storage of heavy valuable items



Famous for integrity for over 75 years

www.ridgurak.com

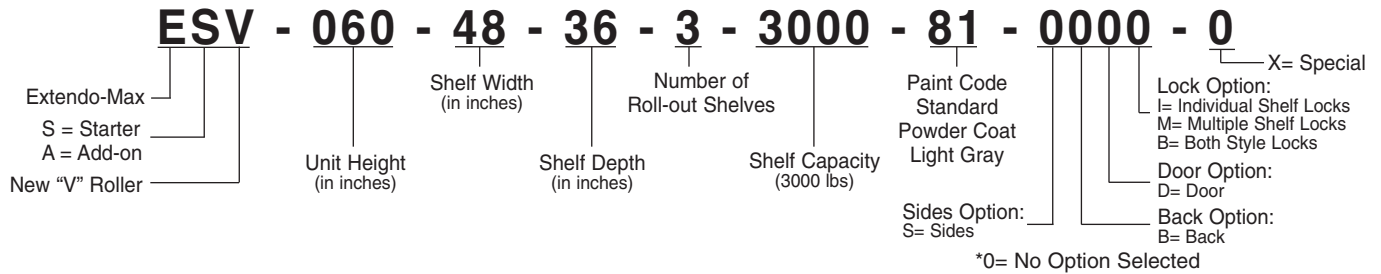


EXTENDO-MAX 100.V™

RIDG-U-RAK, INC. • NORTH EAST, PA 16428 • 814-725-8751 • FAX: 814-725-5659

Part Number Explanation

(Example)



Shelf Dimensions

* Standard Models S or A
E_V-060-36-36-3
E_V-060-36-48-3
E_V-060-48-36-3
E_V-060-48-48-3
E_V-072-36-36-3
E_V-072-36-48-3
E_V-072-48-36-3
E_V-072-48-48-3
E_V-084-36-36-4
E_V-084-36-48-4
E_V-084-48-36-4
E_V-084-48-48-4
E_V-096-36-36-5
E_V-096-36-48-5
E_V-096-48-36-5
E_V-096-48-48-5

Model Number	O.A. Height	Shelf Clear.	Number of Roll-out Shelves								
			1	2	3	4	5	6	7	8	9
ESV-060	60 1/4"	M	48 3/8"	22 3/8"	12 3/8"	6 3/8"	—	—	—	—	—
		N	—	21"	13"	9"	—	—	—	—	—
ESV-072	72 1/4"	M	60 3/8"	28 3/8"	16 3/8"	12 3/8"	4 3/8"	—	—	—	—
		N	—	27"	17"	11"	9"	—	—	—	—
ESV-084	84 1/4"	M	72 3/8"	34 3/8"	20 3/8"	12 3/8"	8 3/8"	12 3/8"	—	—	—
		N	—	33"	21"	15"	11"	7"	—	—	—
ESV-096	96 1/4"	M	84 3/8"	40 3/8"	24 3/8"	18 3/8"	12 3/8"	4 3/8"	12 3/8"	—	—
		N	—	39"	25"	17"	13"	11"	7"	—	—
ESV-108	108 1/4"	M	96 3/8"	46 3/8"	28 3/8"	18 3/8"	16 3/8"	6 3/8"	12 3/8"	12 3/8"	—
		N	—	45"	29"	21"	15"	13"	9"	7"	—
ESV-120	120 1/4"	M	108 3/8"	52 3/8"	32 3/8"	24 3/8"	20 3/8"	8 3/8"	12 3/8"	10 3/8"	12 3/8"
		N	—	51"	33"	23"	17"	15"	11"	9"	7"

Chart gives shelf clearance for units with equally spaced shelves.

(Note: some clearances at top may be less than or greater than other shelf spacings. See M dimension.)

Note: Tie brace at center of 8', 9' and 10' high units uses 1 1/4" of available shelf clearance. Outlined area indicates standard number of shelves.

* **Note:** When specifying size, always state width first, depth second.

Frame Centerline Dimensions

C to C of 36" wide unit =
(shelf width 36" + 5 7/16") = 3' 5 7/16"

C to C of 48" wide unit =
(shelf width 48" + 5 7/16") = 4' 5 7/16"

O.A. width = centerline + 3"

